

PADUA
INNOVATING PERFECTION

paduaceramics.com

PADUA



ENZO
INSPIRED BY STONE



ENZO
COLLECTION OVERVIEW



INNOVATING
VIA
THINKING
PERFECTLY
PERFECT
PERFECT
PERFECT

INNOVATING
PERFECTION




We strongly believe that innovation is the leading way for constantly evolve the idea of perfection. That's why we are always at the forefront in adopting latest generation technologies and promoting continuous R&D activities to create surfaces that embody the highest levels of aesthetic refinement and technical performance. Faithful to the mission to improve people's quality of life by focusing on the perfect balance between beauty and functionality.

OUR PILLARS

The visual identity expands and completes with a highly flexible and modular design system that draws on further iconographic elements linked to the historical and cultural uniqueness of the city of Padua to express the main values of the brand.



INSPIRED BY NATURE



HUMAN-CENTERED



FUELED BY INNOVATION



DRIVEN BY TECHNOLOGY



MOVED BY AESTHETICS



SERVICE ORIENTED



COLLECTION OVERVIEW

Enzo - Inspired by stone

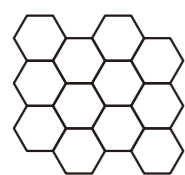
There is no denying the grandeur of stone. Be inspired by our collection of stone designs, exclusively created to bring elegance and beauty to your home.




ENZO

Capturing natural stone features with its range of natural colour shading and generous flow of veining throughout. Enzo fuses character and depth into your space. The winning combination of lean marble veins and refreshing variations of natural colours of Enzo rejuvenates and elevates just any interior space.

DECORS



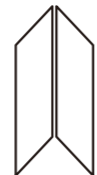
Hexagon
26.5x30.5cm



Windmill
30x30cm



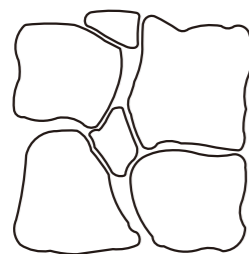
Arrowhead
40.4x35.6cm



Chevron
26x7.3cm




Subway
30x7.5cm



Pattern A

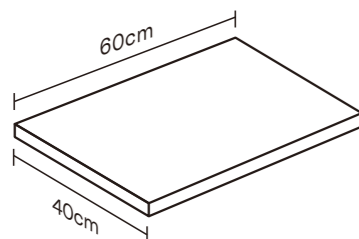


Pattern B




Pattern C

Crazy Pave 2.16m²/Set
60x60cm




Pencil Edge Bullnose
40x60cm
2cm

COLORS



MOON



SAND



CINDER



COAL

SURFACES

In&out Matt, Lappato,
Polished, External

THICKNESS

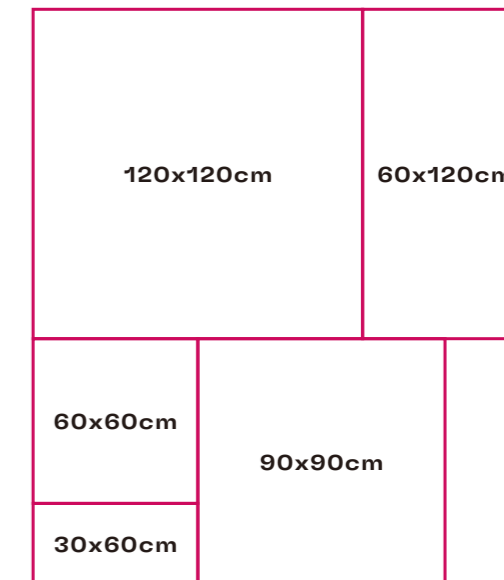


÷ 1cm



÷ 2cm

SIZES



COLLECTION

MOON



SAND



CINDER



COAL





SAND



WALL: SAND Subway 30x7.5cm FLOOR: SAND 60x60cm



FLOOR: SAND 120x120cm



FLOOR: SAND 60x60cm WALL: SAND 30x60cm Windmill 30x30cm

ENZO

INSPIRED BY STONE



Enzo Sand with subdued hints of rutilant glamour - the surest way to raise the classiness bar up another level. Go sassy by pairing Enzo Sand with drop-dead gorgeous furniture pieces to achieve captivating interior that screams posh and opulent.



ENZO
INSPIRED BY STONE



MOON



WALL/FLOOR: MOON 60x120cm



FLOOR: MOON 120x120cm



WALL: MOON Subway 30x7.5cm

ENZO
INSPIRED BY STONE



ENZO
INSPIRED BY STONE





CINDER






FLOOR: CINDER 120x120cm

ENZO
INSPIRED BY STONE





FLOOR: CINDER 60x60cm Pencil Edge Bullnose 40x60cm 2cm



Pencil Edge Bullnose
40x60cm
2cm



FLOOR: Crazy Pave 2.16m²/Set 60x60cm





FLOOR: COAL 60x120cm

ENZO
INSPIRED BY STONE



WALL: COAL Chevron 26x7.3cm



INNOVATING PERFECTION

TECHNICAL SPECIFICATIONS

| TECHNICAL CHARACTERISTIC | STANDARD TEST METHOD | PRESCRIBED VALUES | PADUA VALUES INOUT MATT FINISH | PADUA VALUES OUT 2.0 |
|---|--------------------------------------|-------------------|--------------------------------|----------------------|
| MEASUREMENT & SURFACE APPEARANCE | | | | |
| LENGTH | EN ISO 10545-2:2018 | ± 0.3% | CONFORM ACCORDING TO | CONFORM ACCORDING TO |
| WIDTH | | ± 1.0mm | CONFORM ACCORDING TO | CONFORM ACCORDING TO |
| THICKNESS | EN ISO 10545-2:2018 | ± 5% | CONFORM ACCORDING TO | CONFORM ACCORDING TO |
| STRAIGHTNESS OF SIDES | EN ISO 10545-2:2018 | ± 0.3% | CONFORM ACCORDING TO | CONFORM ACCORDING TO |
| RECTANGULARITY | EN ISO 10545-2:2018 | ± 0.3% | CONFORM ACCORDING TO | CONFORM ACCORDING TO |
| SURFACE FLATNESS | EN ISO 10545-2:2018 | ± 0.4% | CONFORM ACCORDING TO | CONFORM ACCORDING TO |
| | | ± 1.8mm | CONFORM ACCORDING TO | CONFORM ACCORDING TO |
| PHYSICAL PROPERTIES | | | | |
| WATER ABSORPTION | EN ISO 10543-3:2018 | $E_v \leq 0.5\%$ | CONFORM ACCORDING TO | CONFORM ACCORDING TO |
| BREAKING STRENGTH | EN ISO 10545-4:2019 | $\geq 1300N$ | CONFORM ACCORDING TO | CONFORM ACCORDING TO |
| MODULUS OF RUPTURE | EN ISO 10545-4:2019 | $\geq 35N/mm^2$ | CONFORM ACCORDING TO | CONFORM ACCORDING TO |
| CHEMICAL PROPERTIES | | | | |
| RESISTANCE TO STAINING | AS 4459.14-1999 | MINIMUM CLASS 3 | CONFORM ACCORDING TO | CONFORM ACCORDING TO |
| RESISTANCE TO CHEMICALS | EN ISO 10545-13:2016 | MINIMUM B | CONFORM ACCORDING TO | CONFORM ACCORDING TO |
| SLIP RESISTANCE | | | | |
| WET PENDULUM TEST, SLIDER 96 | AS 4586 -2013/Amdt 1-2017 Appendix A | — | P4 | P5 |
| SHOD RAMP TEST | DIN EN 16165: 2023 Annex B | — | R10 | R12 |



Harmonious, meticulously detailed surfaces with impressive technical and aesthetic properties: PADUA designs floor and wall coverings, not tiles.

PACKING SPECIFICATIONS

| SERIES | SIZES | PCS/CTN | M ² /CTN | M ² /PLT | CTN/PLT | KG/PLT |
|-------------------|--------------------------------|---------|---------------------|---------------------|---------|--------|
| ENZO | 120x120cm | 2 | 2.88 | 86.4 | 30 | 1764 |
| | 90x90cm | 2 | 1.62 | 64.8 | 40 | 1520 |
| | 60x120cm | 2 | 1.44 | 86.4 | 60 | 2070 |
| | 60x60cm | 4 | 1.44 | 57.6 | 40 | 1240 |
| | 30x60cm | 8 | 1.44 | 57.6 | 40 | 1240 |
| | 30x30cm | 11 | 0.99 | 55.44 | 56 | 1232 |
| | 60x60x2cm Paver | 2 | 0.72 | 28.8 | 40 | 1280 |
| | 40x60x2cm Pencil Edge Bullnose | 2 | 0.48 | 30.72 | 60 | 1440 |
| CRAZY PAVE | PATTERN A 60x60cm | 3 | 1.08 | 11.88 | 11 | 198 |
| | PATTERN B 60x60cm | 3 | 1.08 | 11.88 | 11 | 198 |
| | PATTERN C 60x60cm | 3 | 1.08 | 11.88 | 11 | 198 |

